

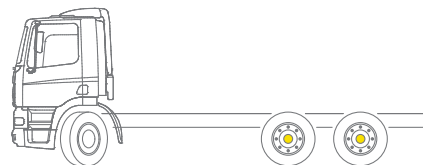
FAT CF75

6X4 RIGID

AT A GLANCE

GVM: 24600 kg*
GCM: 38000 kg*
Max Output: Up to 360 hp (265 kW) at 2200 rpm
Max Torque: Up to 1070 lb/ft (1450 Nm) at 1100-1700 rpm

* Maximum GVM and GCM figures shown may exceed certain Australian state regulations.



driven by quality

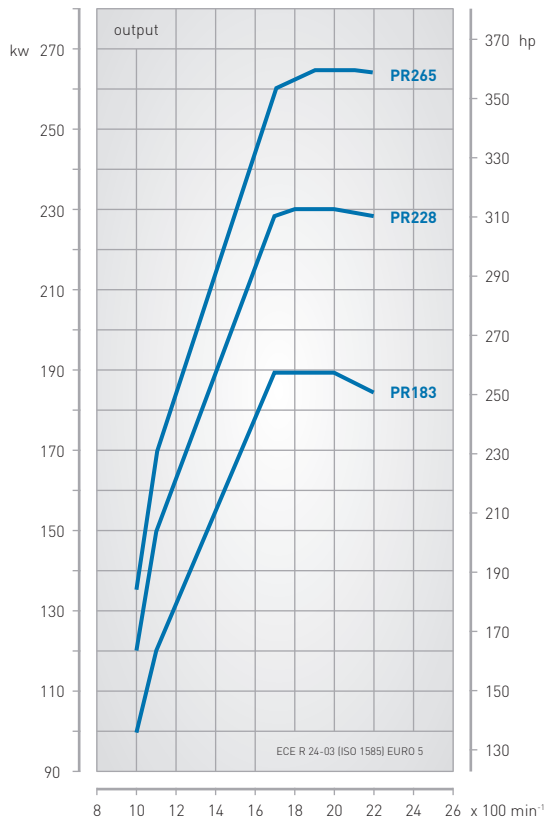
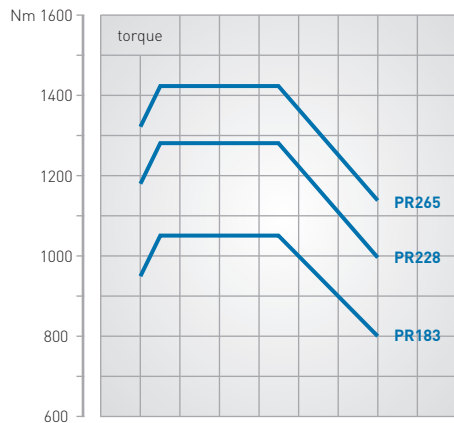
DAF
A PACCAR COMPANY

FAT CF75

6X4 RIGID

PACCAR PR ENGINE

PACCAR:	6 cylinder, turbo intercooled
Piston displacement:	9.2 litres
Compression ratio:	17.4 to 1
Fuel injection:	Electronically controlled
Type:	PR 183
Max. output:	249 hp (183 kW) at 2200 rpm
Max. torque:	775 lb/ft (1050 Nm) at 1100-1700 rpm
Type:	PR 228
Max. output:	310 hp (228 kW) at 2200 rpm
Max. torque:	940 lb/ft (1275 Nm) at 1100-1700 rpm
Type:	PR 265
Max. output:	360 hp (265 kW) at 2200 rpm
Max. torque:	1070 lb/ft (1450 Nm) at 1100-1700 rpm



CHASSIS

Completely flat-topped chassis frame; Riveted and bolted construction of channel-section main frame members and cross members; 1 x 430 litre aluminium fuel tank; Fuel tank height – 620 mm; 1 x 45 litre AdBlue tank; Horizontal box type exhaust silencer at RHS with horizontal RHS exit; Side marker lamps; Dimensions main frame members: 260 x 75 x 7 mm with inner reinforcement; Spray suppression behind steer tyre; Front Under-run Protection System (FUPS).

Options:

- 340 litre aluminium fuel tank	- 2 x 430 litre aluminium fuel tanks
- Vertical exit exhaust	- Spare wheel carrier with spare wheel (only with 6.00 m wheelbase and single fuel tank)

GEARBOX

16S1800: ZF synchro 4-speed main gearbox with range-change group and splitter group, giving 16 speeds.

Options:

- 12AS1930: ZF 12-speed, automated manual, ZF AS-Tronic transmission

	PR 183	PR 228	PR 265
16S1800-13.80/0.84	X	X	X
12AS1930-12.33/0.78	X	X	X

CLUTCH

Single type, pushed operation, asbestos free, dry plate, hydraulically operated and pneumatically assisted, electronically operated on AS-Tronic.

Diameter: 430 mm

FRONT AXLE

Type: 152N

Max. design load: 7500 kg

I-section axle. Stub axles with needle bearings.

REAR AXLE

Type: Meritor MT21-144

Max. design load: 18100 kg

Double drive tandem axle with spiral bevel gearing; Lockable inter axle, and axle differentials.

Ratio: 4.11, 3.91*, 3.73, 3.58, 3.42

*STD option

FRONT SUSPENSION

Parabolic type leaf springs with shackled ends at rear – maintenance free; Shock absorbers and stabiliser bar.

Spring dimensions: 1x1800x80x31 + 1x1800x80x32 mm (7500 kg)

REAR SUSPENSION

Airglide 400 8 bag air suspension with shock absorbers and stabiliser bars; Aluminium pedestals.

Max. design load: 18100 kg

WHEELS AND TYRES	
22.5" (10 stud 335 PCD) Silver grey steel disc wheels with 295 / 80 R22.5 tubeless radial tyres at front and dual 11 R22.5 tyres at rear.	
Options:	
- Alcoa Dura-Bright wheels	
- Alcoa aluminium satin disc wheels	
- Wheel protection rings	

STEERING	
Type:	Hydraulic power steering with adjustable steering column for rake and height.

COLOURS	
Cab colour:	M8870 Ice White
Chassis colour:	Black
Mirror cover:	Black
Bumper colour:	Grey
Options:	
- Mirror covers cab colour	
- Bumper cab colour	
- Various non-standard and metallic cab and chassis colours available. Ask your local dealer for a colour guide	

BRAKE SYSTEM	
Dual circuit air operated drum brakes on rear axles with automatic slack adjusters; Front axle air operated disc brakes with wear indicator on instrument panel.	
Disc Brake dimensions:	430 x 45 mm
Drum Brake dimensions:	420 x 180 mm
EBS (Electronic Braking System incorporating ABS); Emergency/parking brake with spring brake actuators on rear axles; Exhaust brake (retardation power 170 kW at 2800 rpm); ASR (Anti Slip Control).	
Options:	
- ZF intarder only with AS-Tronic (retardation power 420 kW)	
- Hill Start Aid (with AS-Tronic only)	

ELECTRICAL EQUIPMENT	
Voltage:	24 V
Alternator:	80 A
Batteries:	2 x 175 Ah
Starter motor:	24 V
Rear light units:	Incorporating direction indicator light, stop light, reversing light, side marker light and reflector; Reverse warning alarm.
Battery isolation:	Main switch with manual control located near the battery box.

TRAILER EQUIPMENT	
Trailer brake connectors:	2-line to rear of chassis 24 V EBS
Trailer light connectors:	24 V

CAB EXTERIOR	
F230 tilt Day Cab with 4 coil spring suspension and hydraulic tilting device; Tilting angle 57.5°; Fixed, illuminated cab steps; Manually controlled roof hatch; Heated and electrically adjustable main and wide angle mirrors; Steel front bumper with foot hold; Combi lights, incorporating driving and fog lights in lower bumper; External sun visor; Corner air deflectors; Side collars; Rear window.	
Options:	
- Sleeper Cab	- Air horns (single set)
- Adjustable roof spoiler	- Air horns (double set Space Cab only)
- Space Cab with skylight	- Remote hatch control (Space Cab only)

CAB INTERIOR	
High quality trim and upholstery in natural camel-grey colour; Cab floor cover includes easy-clean top layer in camel-grey; Cockpit style dashboard, including DIP (driver information panel) and AdBlue indicator; Adjustable luxury air suspended driver seat and fixed co-driver seat with head restraint; Various storage facilities including two cup holders, containers behind seat and overhead compartments; 4 spoke, soft grip steering wheel with integrated control switches; Electric window openers (driver and passenger); Cruise control; Personal road speed limiter; Black dashboard finish; Integrated 3-point seat belt; Air conditioning; Radio/USB/MP3 player with 6 speakers; Antennas: 2 x GSM; Remote control door lock; FMS connector prepared (Fleet Management System); Driver's seat arm rest (only with AS-Tronic).	
Options:	
- Hands free telephone kit*	- Passenger luxury air seat
- 3rd seat (Day Cab only)	- Wood structure dashboard finish
- Leather finish steering wheel	- Additional upper bunk (only with Sleeper or Space Cab)
- Automatic temperature control	- SRS air bag (driver) with seat belt pre-tensioner on driver and passenger seats
- Lane departure warning system	- Bunk with Sleeper or SpaceCab (height depending on refrigerator and storage boxes)
- Refrigerator (not available with Day Cab or rear window)	
* Subject to phone compatibility, bluetooth adaptor not included	

POWER TAKE OFF (PTO)	
Engine speed control connector; PTO prepared.	
Option:	
- Various types of PTOs / position combinations – refer to DAF Trucks Australia	

LEGAL COMPLIANCE	
- Exhaust Emission Euro 5 ADR 80-03	- ECE R29 Cab Certification
- ADR 83 Noise Certification	- Front Under-run Protection Certification

APPLICATION CONDITIONS	
Air intake with cyclonic filter on cab roof; Standard tool kit; Fuel water separator.	

MAX. SPEED	
All vehicles are speed limited to 100 km/h.	

FAT CF75

6X4 RIGID

Safety & Technology

SCR - Selective Catalytic Reduction

DAF uses SCR technology – Selective Catalytic Reduction. This SCR technology offers an effective solution to comply with European Euro 5 emission requirements. SCR technology is simple, reliable and efficient.

SCR is an after-treatment system applied to all current PACCAR Euro 5 engines, and is used in conjunction with an advanced high-pressure fuel injection system.

EBS

- Anti-lock Braking System (ABS)
- Anti-Slip Control (ASR)
- Brake assist
- Drag torque control
- Hill Start Aid (with AS-Tronic only)

VISION

- Side view camera system - Option
- Front (Option) and side view mirrors
- HID Xenon headlights - Option

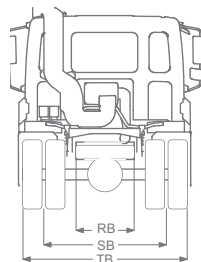
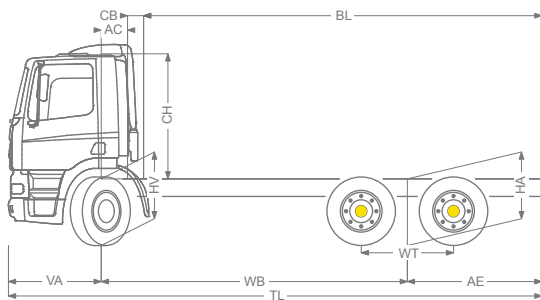
DRIVER SUPPORT SYSTEMS

- Adaptive Cruise Control (ACC) with Forward Collision Warning (FCW) - Option
- Lane Departure Warning System (LDWS) - Option

PASSIVE SAFETY SYSTEMS

- Seat belt reminder
- Airbag and seat belt pre-tensioners
- Front Under-run Protection System

Technical



1. Chassis and Cab Weight calculated with: Standard specification items and empty fuel tank. With Sleeper Cab; + 105 kg at front. Roof kit with extenders +73kg.
2. CB is based on standard air intake and/or exhaust.
3. Cab height is measured from frame member to closed cabin roof hatch. With air intake on cab roof: 0.14 m.
4. Calculate customer specific body length with TOPEC.
5. Unladen height at centre of driven axle(s).
6. Laden height at centre of driven axle(s).
7. TK = turning circle between kerbs (For comparison purposes only).
8. TW = turning circle between walls (For comparison purposes only).
9. Unladen height at centre of front axle(s).
10. Laden height at centre of front axle(s).

	Wheelbase - AE		Unladen weight ¹⁾			Variable dimensions								
	WB	AE	Front	Rear	Total	AC	CB ²⁾	CH ³⁾	BL ⁴⁾	TL	HA ⁵⁾	HA ⁶⁾	TK ⁷⁾	TW ⁸⁾
DAY	4.55	2.00	4297	3148	7445	0.39	0.24	1.86	5.92	7.93	1.01	0.99	15.26	16.75
	6.00	3.60	4355	3340	7695	0.39	0.24	1.86	8.97	10.98	1.01	0.99	19.04	20.58
SLEEPER	4.55	2.00	4402	3148	7550	0.82	0.24	1.86	5.49	7.93	1.01	0.99	15.26	16.75
	6.00	3.60	4460	3340	7800	0.82	0.24	1.86	8.54	10.98	1.01	0.99	19.04	20.58
Other dimensions		VA: 1.38	WT: 1.37		HV ⁹⁾ : 0.97		HV ¹⁰⁾ : 0.90		RB: 0.86		SB: 1.82		TB: 2.44	

* Other wheelbase options available. Please see your DAF dealer for more information.

WARRANTY

3 year / 500,000 kms, whichever occurs first.

Conditions apply. For full warranty details, please contact your local DAF dealer.

The information contained in this spec sheet is for general information purposes only. Please note that the specifications listed above are formulated for a "Base Model" DAF truck. Depending on the vehicle configuration a specific option may not be possible. All weights and measurements stated relate to the basic specification and may vary should different specifications be chosen. In the interest of product improvements, DAF Trucks Australia reserves the right to change these specifications without prior notice. For further information please contact DAF Trucks Australia or your nearest dealership.

For further information or your nearest DAF dealer, visit our website www.daf.com.au

DAF Trucks Australia
PO BOX 60
Bayswater 3153
Phone: (03) 9721 1600

driven by quality

DAF
A PACCAR COMPANY