

# T659 SPECIFICATIONS



## CONFIGURATION

6 X 4	standard
8 X 4, 8 X 6	optional

## GCM

NOMINAL 97 TONNE LIMIT AND UP TO 250T BASED ON APPLICATION AND CONFIGURATION\*  
\* Higher GCM ratings available subject to Application and Engineering approval.

## SLEEPER

28" FLAT ROOF	optional
36" MID ROOF RECESSED BACK	optional
36" AERO ROOF RECESSED BACK	optional
36" AERO ROOF	optional
50" AERO ROOF	optional

## SUSPENSION

FRONT - TAPER LEAF, MULTI LEAF / REAR - AIRBAG, MECHANICAL

## TRANSMISSION

MANUAL & AUTOMATED MANUAL TRANSMISSION (AMT)

## FRONT FRAME HEIGHT (F.F.H) mm

Front Spring	Tyres		
	11R22.5 R251	295/80 R22.5 R150-II	385/65 R22.5 R249
6.5T Multi	1100	1102	1114
7.2T Multi	1118	1120	1131
7.2T Taper	1079	1081	1092
12T Taper	1085	1087	1099

## REAR FRAME HEIGHT (R.F.H) mm

Rear Suspension	Tyres			
	11R22.5 M766	275/70 R22.5 M749	295/80 R22.5 R150-II	11R22.5 M822
Airglide 400	1026	976	1022	1032
Airglide 460	1064	1014	1060	1070
KW6-60A 21T Low Profile	1091	1041	1087	1097
Neway AD246/10	1050	1000	1047	1056

## IMPORTANT NOTES

All frame height dimensions are to the top of the frame using 270mm rails.

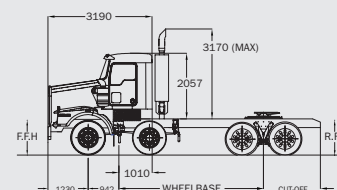
For illustration purposes different configurations have been used.

Variations will occur due to tare weight differences caused by optional equipment and fuel. Variations of +/- 25mm can be expected on heavy duty trucks.

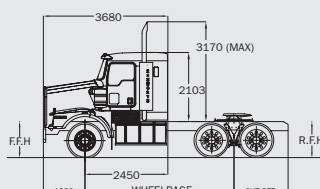
Heights have been calculated with the tyre in an unladen condition and unless specified Bridgestone tyres have been used in the calculations, variations will be caused by different tyre manufacturers.

For a wide range of options, contact your Kenworth Dealer.

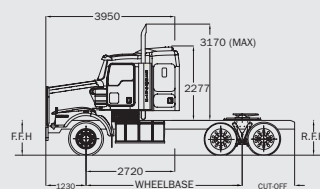
## DAY CAB



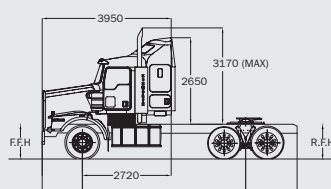
## 28" FLAT ROOF SLEEPER



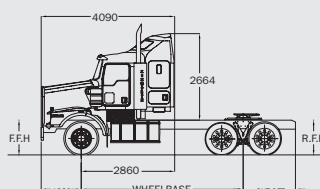
## 36" MID ROOF RECESSED BACK SLEEPER



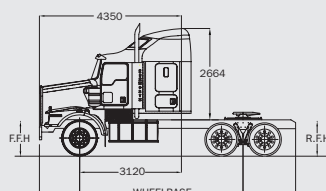
## 36" AERO ROOF RECESSED BACK SLEEPER



## 36" AERO ROOF SLEEPER



## 50" AERO ROOF SLEEPER



CUMMINS ENGINE	
X15 - 485 HP / 1650 LB-FT TORQUE	standard
X15 - 485 HP - 600 HP / 1850 LB-FT TORQUE	optional
X15 - 600 HP / 2050 LB-FT TORQUE	optional
KITS	
FUEL HAUL & GAS HAUL	optional
EXHAUST	
EGP MOUNTED RIGHT HAND SIDE UNDER CAB	standard
EGP MOUNTED IN-CHASSIS	optional
100L 625MM DIA UREA TANK	standard
170L 625MM DIA UREA TANK	optional
300L 625MM DIA UREA TANK	optional
160L RECTANGULAR UREA TANK	optional
225L RECTANGULAR UREA TANK	optional
AIR CLEANER	
DUAL 356MM CYCLOPAC COWL MOUNTED	standard
DUAL 406MM CYCLOPAC COWL MOUNTED	optional
TRANSMISSION - MANUAL	
EATON RTL018918B 18 SPEED, 1850 LB-FT TORQUE	standard
EATON RTL020918B 18 SPEED, 2050 LB-FT TORQUE	optional
EATON RTL022918B 18 SPEED, 2250 LB-FT TORQUE	optional
TRANSMISSION - AUTOMATED MANUAL TRANSMISSION (AMT)	
ULTRASHIFT PLUS FO-20E318B-MXP 18 SPEED, 2050 LB-FT TORQUE	optional
ULTRASHIFT PLUS FO-22E318B-MXP 18 SPEED, 2250 LB-FT TORQUE	optional
FRONT AXLE	
DANA E-1462I - 6.6T GAWR	standard
DANA D-2000F - 7.3T GAWR	optional
MERITOR MFS66-122 - 6.6T GAWR	optional
MERITOR MFS73 - 7.3T GAWR	optional
MERITOR DUAL MFS66-122 - 13.2T GAWR	optional

REAR AXLE	
DANA D46-170 - 20.9T GAWR	standard
DANA D50-170 - 22.7T GAWR	optional
DANA D52-190 - 23.6T GAWR	optional
DANA D52-190 WITH LAZY AXLE - 23.6T GAWR	optional
MERITOR RT46-160 - 20.9T GAWR	optional
MERITOR RT50-160 - 22.7T GAWR	optional
MERITOR RT52-185 - 23.6T GAWR	optional
MERITOR RT52-185 WITH LAZY AXLE - 23.6T GAWR	optional
MERITOR RZ78-188G TRI-DRIVE - 29.5T GAWR	optional
REAR SUSPENSION	
KENWORTH AIRGLIDE 400 - 18.1T GAWR	standard
KENWORTH AIRGLIDE 460 - 20.9T GAWR	optional
KENWORTH KW6-60A - 18.5T OR 21T GAWR	optional
NEWAY AD246/10 - 20.8T GAWR	optional
NEWAY AD369/10 - 31.2T GAWR	optional
BRAKES	
DRUM	standard
DISC	optional
SAFETY SYSTEMS	
ABS - ANTILOCK BRAKING SYSTEM	standard
DTC - DRAG TORQUE CONTROL	standard
ATC - AUTOMATIC TRACTION CONTROL	standard
HSA - HILL START ASSIST*	optional
ACB - ACTIVE CRUISE BRAKING	optional
TRM - TRAILER RESPONSE MANAGEMENT	optional
ESP - ELECTRONIC STABILITY PROGRAM	optional
CMS - COLLISION MITIGATION WITH AEB	optional
LDW - LANE DEPARTURE WARNING	optional
*Only available with Eaton UltraShift® PLUS Automated Transmission.	
WHEELS	
ALLOY 10 STUD	standard
STEEL DEMOUNTABLE RIMS ON 6 SPOKE HUBS	optional
FUEL TANKS	
RANGE OF PACKAGES AVAILABLE	
PAINT	
SINGLE COLOUR TO CAB	standard
UP TO 3 COLOURS 6 BREAKS	optional

Australian Kenworths are purpose-built. Each truck designed and manufactured for its intended task and to individual customer requirements. For a wide range of customised options contact your local Kenworth Dealer or go to **[www.kenworth.com.au](http://www.kenworth.com.au)**

PACCAR Australia Pty Ltd,  
64 Canterbury Road,  
Bayswater, Victoria 3153  
Phone (03) 9721 1500



T659 SP 0618



AUSTRALIAN MADE. WORLD'S BEST.