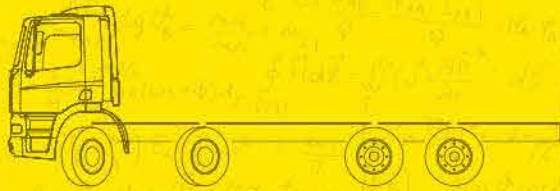


# FAD CF85

8X4 RIGID. A WINNER IN ACTION.

**DRIVER SAFETY + FUEL EFFICIENCY = THE SMART CHOICE**



**AT A GLANCE**

GVM: 34000 kg\*

GCM: 70000 kg\*

Max Output: Up to 510 hp (375 kW) at 1500-1900 rpm

Max Torque: Up to 1850 lb/ft (2500 Nm) at 1000-1410 rpm

\* Maximum GVM and GCM figures shown may exceed certain Australian state regulations.



**DO THE MATH. BUY A DAF.**

[daf.com.au](http://daf.com.au)

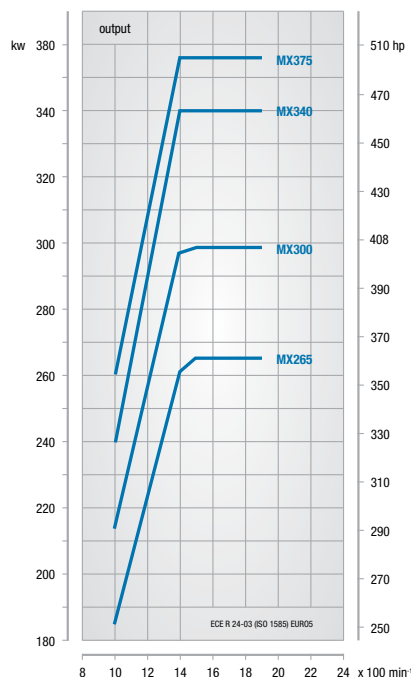
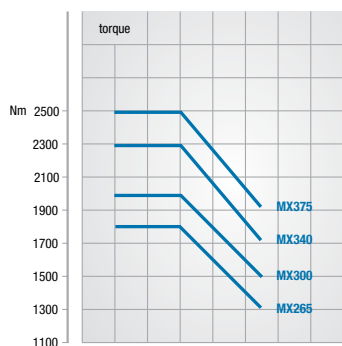


# FAD CF85

## 8X4 RIGID. A WINNER IN ACTION.

### PACCAR MX ENGINE

PACCAR:	6 cylinder, turbo intercooled
Piston displacement:	12.9 litres
Compression ratio:	17.7 to 1 (165 to 1 for MX375)
Fuel injection:	Electronically controlled
Type:	MX 265
Max. output:	360 hp (265 kW) at 1500-1900 rpm
Max. torque:	1310 lb/ft (1775 Nm) at 1000-1410 rpm
Type:	MX 300
Max. output:	408 hp (300 kW) at 1500-1900 rpm
Max. torque:	1475 lb/ft (2000 Nm) at 1000-1410 rpm
Type:	MX 340
Max. output:	460 hp (340 kW) at 1500-1900 rpm
Max. torque:	1700 lb/ft (2300 Nm) at 1000-1410 rpm
Type:	MX 375
Max. output:	510 hp (375 kW) at 1500-1900 rpm
Max. torque:	1850 lb/ft (2500 Nm) at 1000-1410 rpm



### CHASSIS

Completely flat topped chassis frame; Riveted and bolted construction of channel-section main frame members and cross members; 1 x 430 litre aluminium fuel tank; Fuel tank height – 620 mm; 1 x 40 litre AdBlue tank; Horizontal box type silencer at RHS with vertical pipe; Spray suppression behind steer tyre; Front Under-run Protection System (FUPS); Dimensions main frame members: 310 x 75 x 7 mm with inner reinforcement (position and length depending on WB/AE).

Options:	+ 340 litre aluminium fuel tank
	+ Spare wheel carrier with spare wheel (only with single fuel tank)
	+ 2 x 430 litre aluminium fuel tanks
	+ Vertically mounted exhaust muffler/catalyser

### GEARBOX

ZF AS-Tronic - 16-speed overdrive automated gearbox with oil cooler.

	MX 265	MX 300	MX 340	MX 375
16AS2630-14.12/0.83	X	X	X	X

### CLUTCH

AS Tronic:	Single type, pushed operation, asbestos free, dry plate, electronically operated, self adjusting servo
Diameter:	430 mm

### FRONT AXLE

Type:	2 x 152N
Max. design load:	15000 kg
I-section axle. Stub axles with needle bearings.	

### REAR AXLE

Type:	DAF SR1360T
Max. design load:	21000 kg
Double drive tandem axle with spiral bevel gearing. Lockable inter axle and cross axle differentials.	
Ratios:	3.78

### FRONT SUSPENSION

Parabolic type leaf springs with shackled ends at rear - maintenance free. Shock absorbers and stabiliser bar.

Spring dimensions:	1x1800x80x31 + 1x1800x80x32 mm (7500 kg)
--------------------	--

### REAR SUSPENSION

DAF 8 bag ECAS (Electronically Controlled Air Suspension)

Max. design load:	21000 kg
-------------------	----------

WHEELS AND TYRES	
22.5" (10 stud 335 PCD) Silver grey steel disc wheels with 295 / 80 R22.5 tubeless radial tyres at front and dual 11 R22.5 tyres at rear.	
Options:	+ Alcoa Dura-Bright wheels + Alcoa aluminium satin disc wheels + Wheel protection rings

STEERING	
Type:	Hydraulic power steering with adjustable steering column for rake and height.

COLOURS	
Cab colour:	M8870 Ice White
Chassis colour:	Black
Mirror cover:	Cab Colour
Bumper colour:	Cab Colour
Options:	
+ Various non-standard and metallic cab and chassis colours available. <i>Ask your local dealer for a colour guide.</i>	

BRAKE SYSTEM	
Dual circuit air operated disc brake on rear axles with automatic slack adjusters; Front axle air operated disc brakes with wear indicator on instrument panel.	
Disc Brake dimensions:	430 x 45 mm
EBS (Electronic Braking System incorporating ABS); Emergency/parking brake with spring brake actuators on rear axles; MX Engine Brake and Exhaust brake (retardation power 320 kW at 2100 rpm); ASR (Anti Slip-Control).	
Option:	ZF Intarder only with AS-Tronic (retardation power 500 kW)

ELECTRICAL EQUIPMENT	
Voltage:	24 V
Alternator:	80 A
Batteries:	2 x 175 Ah
Starter motor:	24 V
Rear light units:	Incorporating direction indicator light, stop light, reversing light, side marker light and reflector; Reverse warning alarm.
Battery isolation:	Main switch with manual control located near the battery box.

TRAILER EQUIPMENT	
Trailer brake connectors:	2-line to rear of chassis 24 V EBS
Trailer light connectors:	24 V
Option:	No trailer connections

CAB EXTERIOR	
F230 tilt Day Cab with 4 coil spring suspension and hydraulic tilting device; Tilting angle 57.5°; Fixed, illuminated cab steps; Manually controlled roof hatch; Heated and electrically adjustable main and wide angle mirrors; Steel front bumper with foot hold; Combi lights, incorporating driving and fog lights in lower bumper; External sun visor; Corner air deflectors; Side collars; Rear window.	
Options:	
+ Sleeper Cab	+ Air horns (double set Space Cab only)
+ Adjustable roof spoiler	+ Remote hatch control (Space Cab only)
+ Space Cab with skylight	

CAB INTERIOR		
High quality trim and upholstery in natural camel-grey colour; Cab floor cover includes easy-clean top layer in camel-grey; Cockpit style dashboard, including DIP (driver information panel) and AdBlue Indicator; Adjustable luxury air suspended driver seat and fixed co-driver seat with head restraint; Various storage facilities including two cup holders, containers behind seat and overhead compartments; 4 spoke, soft grip steering wheel with integrated control switches; Electric window openers (driver and passenger); Cruise control; Personal road speed limiter; Wood structure dashboard finish; Integrated 3-point seat belt; Air conditioning; Radio/USB/MP3 player with 6 speakers; Antennas: 2 x GSM; Remote control door lock; FMS connector prepared (Fleet Management System)).		
Options:		
+ Hands free telephone kit*	+ Passenger luxury air seat	
+ 3rd seat (Day Cab only)	+ Black finish	
+ Leather finish steering wheel	+ Additional upper bunk (only with Sleeper or Space Cab)	
+ Lane departure warning system	+ SRS air bag (driver) with seat belt pretensioner on driver and passenger seats	
+ Refrigerator (not available with Day Cab or rear window)	+ Bunk with Sleeper and Space Cab (height depending on refrigerator and storage boxes)	

\*Subject to phone compatibility, bluetooth adaptor not included

POWER TAKE OFF (PTO)	
Engine speed control connector; PTO prepared.	
Options:	
+ Various types of PTOs / position combinations – refer to DAF Trucks Australia	

LEGAL COMPLIANCE	
+ Exhaust Emission Euro V ADR 80-03	+ ECE R29 Cab Certification
+ ADR 83 Noise Certification	+ Front Under-run Protection Certification

APPLICATION CONDITIONS	
Air Intake with cyclonic filter on cab roof; Standard tool kit; Fuel water separator.	

MAX. SPEED	
All vehicles are speed limited to 100 km/h.	

# FAD CF85

8X4 RIGID. A WINNER IN ACTION.

## Safety & Technology

### SCR - Selective Catalytic Reduction

DAF uses SCR technology – Selective Catalytic Reduction. This SCR technology offers an effective solution to comply with European Euro V emission requirements. SCR technology is simple, reliable and efficient. SCR is an after-treatment system applied to all current PACCAR Euro V engines, and is used in conjunction with an advanced high-pressure fuel injection system.

### EBS

- + Anti-lock Braking System (ABS)
- + Anti-Slip Control (ASR)
- + Brake assist
- + Drag torque control
- + Hill Start Aid

### DRIVER SUPPORT SYSTEMS

- + Adaptive Cruise Control (ACC) with Forward Collision Warning (FCW) - Option
- + Lane Departure Warning System (LDWS) - Option
- + Axle Load Monitoring (ALM) - Option

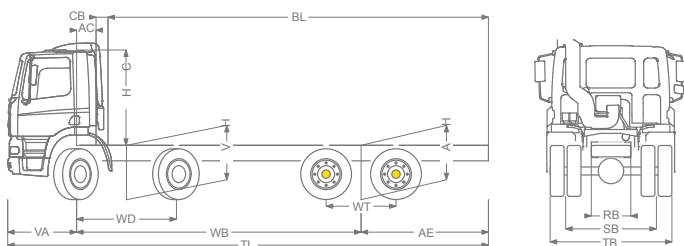
### VISION

- + Side view camera system - Option
- + Front kerb mirror (Option) and side view mirrors
- + HID Xenon headlights - Option

### PASSIVE SAFETY SYSTEMS

- + Seat belt reminder
- + Airbag and seat belt pre-tensioners
- + Front Under-run Protection System (FUPS)

## Technical



### KEY POINTS

- 1 Chassis and Cab Weight calculated with: Standard specification items and empty fuel tank.
- 2 CB is based on standard air intake and/or exhaust.
- 3 Cab height is measured from frame member to closed cabin roof hatch. With air intake on cab roof +0.14 m.
- 4 Calculate customer specific BL with TOPEC.
- 5 Unladen height at centre of driven axle(s).
- 6 Laden height at centre of driven axle(s). + TK = turning circle between kerbs (For comparison purposes only).
- 7 TW = turning circle between walls (For comparison purposes only).
- 8 Unladen height at centre of front axle(s).
- 9 Laden height at centre of front axle(s).

	Wheelbase - AE		Unladen Weight <sup>1)</sup>			Variable dimensions								
	WB	AE	Front	Rear	Total	AC	CB <sup>2)</sup>	CH <sup>3)</sup>	BL <sup>4)</sup>	TL	HA <sup>5)</sup>	HA <sup>6)</sup>	TK <sup>7)</sup>	TW <sup>8)</sup>
Day	6.375	3.70	6535	2982	9516	0.39	0.20	1.91	9.51	11.48	1.06	1.03	22.16	23.59
Sleeper	6.375	3.70	6676	2960	9636	0.82	0.18	1.91	9.12	11.48	1.06	1.03	22.16	23.59
Space	6.375	3.70	6765	2960	9725	0.82	0.18	2.58	9.12	11.48	1.06	1.03	22.16	23.59

Other dimensions	VA 1.405	WD 2.00	WT 1.40	HV <sup>9)</sup> 1.09	HV 1.08	RB 0.79	SB 1.84	TB 2.45
------------------	----------	---------	---------	-----------------------	---------	---------	---------	---------

\*Other wheelbase options available. Please see your DAF dealer for more information.

## 3 YEAR / 750,000Kms WARRANTY

Conditions apply. For full warranty details, please contact your local DAF dealer.

The information contained in this spec sheet is for general information purposes only. Please note that the specifications listed above are formulated for a "Base Model" DAF truck. Depending on the vehicle configuration a specific option may not be possible. All weights and measurements stated relate to the basic specification and may vary should different specifications be chosen. In the interest of product improvements, DAF Trucks Australia reserves the right to change these specifications without prior notice. For further information please contact DAF Trucks Australia or your nearest dealership.

## CONTACT

DAF Trucks Australia  
PO Box 60, Bayswater VIC 3153