

NEW DAILY 50C VAN

BUSINESS INSTINCT ↗



Overseas Model Shown



IVECO

Your partner for sustainable transport

DAILY SPECIFICATIONS 50C VAN

DIMENSIONS (mm)

X	Wheelbase	3520	3520	3520L	4100	4100	4100L
H	Overall height unladen	H1 / 2300	H2 / 2700	H2/ 2700	H2/ 2700	H3/ 2900	H3/ 2900
K	Overall length	5669	5669	6069	7234	7234	7498*
	Front track	1740	1740	1740	1740	1740	1740
	Rear track	1542	1542	1542	1542	1542	1542
Y	Rear overhang	1114	1114	1541	2126	2126	2390*
	Turning circle: kerb to kerb	12744	12744	12744	14564	14564	14564
	Turning circle: wall to wall	13366	13366	13366	15190	15190	15190

* Optional Rear Step (add 130 mm to dimension Y & K)

CARGO AREA (mm)

	Volume (M³)	9	10.8	12	16	18	20
	Internal length	3220	3220	3540	4680	4680	5125
	Internal width	1740	1740	1740	1740	1740	1740
	Internal height	1545	1900	1900	1900	2100	2100
T	Height of loading floor	770	770	770	770	770	770
	Wheel house distance (int.)	1032	1032	1032	1032	1032	1032
	Rear door opening width	1530	1530	1530	1530	1530	1530
	Rear door opening height	1450	1800	1800	1800	2000	2000
	Side door opening width	1260	1260	1260	1260	1260	1260
	Side door opening height	1450	1800	1800	1800	1800	1800

MASS (kg)

GVM	4495	4495	4495	4495	4495	4495
GCM	7995	7995	7995	7995	7995	7995
GVM (Option)	5200	5200	5200	5200	5200	5200
GCM (Option)	8700	8700	8700	8700	8700	8700
Towing capacity with braked trailer	3500	3500	3500	3500	3500	3500
Front axle capacity	2100	2100	2100	2100	2100	2100
Rear axle capacity	3700	3700	3700	3700	3700	3700
Kerb mass front axle	1385	1382	1318	1383	1421	1392
Kerb mass rear axle	1023	1032	1115	1158	1219	1299
Kerb mass total*	2408	2414	2433	2541	2640	2691
Payload capacity***	2087 2792**	2081 2786**	2062 2767**	1954 2659**	1855 2560**	1804 2509**

* Kerb masses are with minimal fuel, spare wheel, tools and no driver.

** Option.

*** Disclaimer: Payload is exclusive of any installed vehicle fitment.

ENGINE

170 hp IVECO FIC (EURO 5) 4 stroke diesel with direct-injection, Variable Geometry Turbocharger (VGT) and intercooler

Maximum Output: 170 hp @ 2900-3500 rpm

Maximum Torque: 430 Nm @ 1500-2600 rpm

Emissions Technology: Exhaust Gas Recirculation system

Total Displacement: FIC: 3.0 litre

Exhaust: Muffler horizontally positioned on the right side and tailpipe located mid-way down right side of vehicle

Optional Engine: 205 hp IVECO FIC (EURO 5) 4 stroke diesel with direct-injection, Twin Stage Turbo (TST) and intercooler

Maximum Output: 205 hp @ 3100-3500 rpm

Maximum Torque: 470 Nm @ 1400-3000 rpm

TRANSMISSION

6-speed Synchromesh Single Overdrive Manual Transmission

Type: 2840.6 OD (170 hp)

1st 5.375, 2nd 3.154, 3rd 2.041, 4th 1.365, 5th 1.000, 6th 0.791 OD, Rev. 4.838

Optional Transmission: 8-Speed ZF Torque Converter Automatic (Hi-Matic)

Type: 2850.6 DOD (205 hp)

1st 4.655, 2nd 2.48, 3rd 1.44, 4th 1.000, 5th 0.796 OD, 6th 0.685 DOD, Rev. 4.189

Type: 8V470A

1st 4.696, 2nd 3.130, 3rd 2.104, 4th 1.667, 5th 1.285, 6th 1.000, 7th 0.839 OD, 8th 0.667 DOD, Rev. 3.297

STEERING

Type: Power steering

Diameter: 390 mm diameter steering wheel with telescopic adjustment

CLUTCH

Type: Single dry plate hydraulically control

Diameter: 280 mm (170 hp) / 305 mm (205 hp)

FRONT AXLE & SUSPENSION

Capacity: 2100 kg

Suspension Type: Independent with adjustable steel torsion bar

REAR AXLE & SUSPENSION

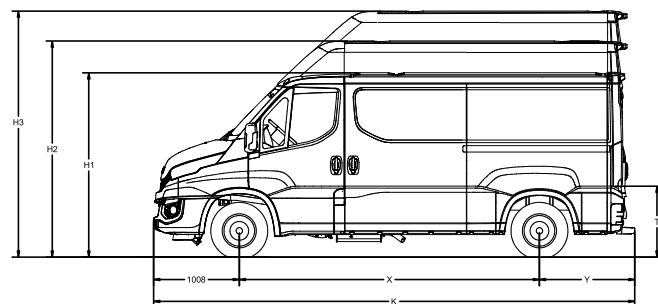
Capacity: 3700 kg

Suspension Type: Rear parabolic spring

Rear Axle Ratio: 3.60:1

Optional Suspension: ECAS - Rear air suspension

Optional Differential: Driver Controlled Differential Lock



BRAKES

Type: ESP 9 + ABS + ASR with EBD (Electronic Brakeforce Distribution) and Hill Holder

Front / Diameter: Disc brakes / 290 mm

Rear / Diameter: Disc brakes / 290 mm

Parking Brake: Manual brake operating on rear axle

Service Brakes: Dual circuit with vacuum servo

Pad wear warning light for front and rear brakes

FUEL SYSTEM

100 litres with fuel cap location on passenger side

ELECTRICAL SYSTEM

Tyres: I2 Volt

Battery: I2 Volt-I10 Ah

Smart Alternator: I2 Volt-I80 A

Trailer wiring to rear of chassis

CHASSIS

Tyres: C Section steel longitudinal side members with tapered ends and tubular cross members

WHEELS & TYRES

Wheels: Steel 5J x R16

- Spare wheel included
- Dual rear wheels

Tyre Size: I95/75 R16

CABIN FEATURES

- Driver, passenger and curtain airbags with seat belt pretensioners
- Fixed driver seat
- Bench passenger seat with under seat storage
- Cruise control
- Electric windows
- Exterior mirrors with integrated wide angle and direction indicators, heated and electronically adjustable
- Overhead console with storage shelf and space for additional equipment
- Large dual storage pockets in doors
- Document storage compartment
- Body builder connections
- Additional in-dash storage
- Manual air conditioning

LIGHTS

- Daytime running lights

DASHBOARD

- Analogue electronic speedometer
- Analogue electronic tachometer
- Fuel level gauge with reserve light indicator
- Coolant temperature gauge with high temperature indicator light
- Instrument light dimmer switch
- Dash-mounted gear lever
- 3 storage areas on top of dash
- LCD Display Panel includes: odometer, trip computer with distance, time, fuel consumption etc; headlamp orientation, clock, external temperature and service indicator
- MP3 player, USB and AUX connectivity, Bluetooth with steering wheel controls

SECURITY

- Central locking with remote control
- Steering lock
- Engine immobiliser

LOAD AREA

- Floor – steel ribbed with load lashing rings
- Side access via top hung side sliding door internal step and grab handle
- Rear access by hinged doors with stops at 90° and 270° and grab handle
- Interior lights at side and rear (door operated with individual isolation)
- Full bulkhead with window

DAILY

OPTIONAL UPGRADE PACKS AVAILABLE[^]

BUSINESS PREMIUM PACK

The IVECO Business Premium Pack provides Daily owners with additional equipment designed to make their work life easier and more efficient.

Building on the Daily's already generous standard equipment list, the Business Premium Pack includes items such as reverse buzzer, Rear View Camera, IVECONNECT multimedia system with GPS and integrated fog lights.

Ideal for courier and pick-up and delivery work, the Business Premium Pack further increases the functionality of the Daily as a workhorse and business tool.

Overseas Model Shown



REVERSE BUZZER

Let pedestrians know you're there when reversing into loading bays.



FOG LIGHTS

Improved visibility in poor light for driver and other road users.



REAR VIEW CAMERA

Reverse into confined spaces with confidence and ease.



IVECONNECT MULTIMEDIA + GPS


Entertainment and the functionality of satellite navigation at the finger tips.

COMFORT PACK

Owners wanting to combine the functionality of the Business Premium Pack with additional equipment can select the Comfort Pack for their Daily.

The Comfort Pack is equipped with padded headrests, ensuring every drive and drop-off is as comfortable as the first.

Further adding to the interior comfort level is a leather steering wheel and an automatic climate control system that provides easy and accurate graduation of temperature, to create an ideal driving environment.



Padded headrests




Automatic climate control

EFFICIENCY PACK

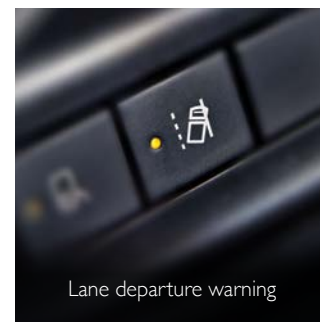
The Daily Efficiency Pack includes features that help cut the costs of running your van and make every drive more affordable and efficient.

Combining the well-known fuel efficiency of the Daily's range of engines, the Eco Switch function when selected changes gears at lower rpm to reduce fuel consumption. Also included is an instrument cluster engine oil level reading, allowing the driver to monitor the oil level without opening the bonnet.

Keeping drivers on the straight and narrow is the Daily's LDWS (Lane Departure Warning System) for safe and decisive lane changes in heavy traffic, to have drivers at their destinations faster.



Eco Switch



Lane departure warning

Dash mounted Eco Switch is only available with Manual Transmission and a 170 hp engine. Eco Mode is standard with the Automatic Transmission lever.

[^] ALL PACKS ARE AVAILABLE SEPARATELY. PACK CONTENT MAY VARY SLIGHTLY DEPENDING ON THE DAILY MODEL SELECTED.

DAILY

OPTIONAL UPGRADES

	50C17V 9 M³	50C17V 10.8 M³	50C17V 12 M³	50C17V 16 M³	50C17V 18 M³	50C17V 20 M³
FIC 3000cc Engine - 205 hp - 470 Nm	○	○	○	○	○	○
Hi-Matic ZF Automatic Transmission	○	○	○	○	○	○
ECAS Rear Air Suspension	○	○	○	○	○	○
Windows in Rear Doors	○	○	○	○	○	○
Window on Sliding Door (Passenger Side)	NA	○	○	○	○	○
Sliding Door on Driver Side	○	○	○	○	○	○
Windowed Sliding Door on Driver Side	NA	○	○	○	○	○
Dual Sliding Door	○	○	○	○	○	○
Windowed Dual Sliding Door	NA	○	○	○	○	○
No Sliding Door	○	○	○	○	○	○
Remove Bulkhead	○	○	○	○	○	○
Differential Locks	○	○	○	○	○	○
Expansion Module	○	○	○	○	○	○
5.2 Tonnes Re-Rating	○	○	○	○	○	○
Driver Seat	Heated, suspended, adjustable with lumbar support and armrest					
Passenger Seat	Heated, suspended, adjustable with lumbar support and armrest					

○ -- Optional NA -- Not Applicable



IVECO TRUCKS AUSTRALIA, LIMITED ABN 86 004 065 061, PRINCIPAL HWY, DANDENONG, VICTORIA 3175, PO BOX 117, DANDENONG, VICTORIA 3175, TELEPHONE (03) 9238 2200, WWW.IVECO.COM.AU. THE INFORMATION IN THIS DOCUMENT WAS CORRECT AT THE TIME OF PRINTING. ALL WEIGHTS AND DIMENSIONS ARE APPROXIMATE ONLY IF AN EXACT WEIGHT OR DIMENSION IS REQUIRED PLEASE CONTACT YOUR LOCAL AUTHORISED IVECO DEALER ALWAYS CONSULT AN AUTHORISED IVECO DEALER BEFORE DECIDING TO PLACE AN ORDER. OVERSEAS IMAGES ARE SHOWN THROUGHOUT THIS DOCUMENT. IMAGES IN THIS DOCUMENT MAY SHOW EQUIPMENT NOT INCLUDED IN THE STANDARD VEHICLE AND ARE SUBJECT TO AVAILABILITY. WE RESERVE THE RIGHT TO AMEND ANY PART OF THIS DOCUMENT WITHOUT NOTICE. IVECI 006, 09/18