



# COLUMBIA CL112.

## KEY

- Feature with selectable options listed
- Feature Common to all variants

## CONFIGURATION

- Truck Rigid
  - Battery box single outboard LHS frame mounted
  - Painted fixed rear mudflap brackets
- Truck Trailer controls
  - Air lines to end of frame and electrics to rear of cab
- Prime Mover Package
  - Fifth wheel mounting angle
  - Air lines and electrics to BOC
  - Rear of cab exterior grab handles with rubber inserts
  - Stainless steel sprung rear mudflap brackets

## CABINS / SLEEPERS

- Columbia CL112 4x2, 6x4, 8x4, 10x4, set back front axle
- Day Cab
- 34" Mid Roof Sleeper (6x4 and 4x2 only)

## ENGINE

- Cummins ISLe5, In Line 6 cylinder (8.9 litre) Upgradeable to 400 hp with no engine hardware change
  - 320 hp (235 kW), 996 lb-ft
  - 340 hp (250 kW), 1,106 lb-ft
  - 360 hp (265 kW), 1,180 lb-ft
  - 380 hp (280 kW), 1,254 lb-ft
  - 400 hp (294 kW), 1,254 lb-ft
- Exhaust
  - RH horizontal ATD (After Treatment Device) and horizontal outlet
  - LH vertical ATD and vertical outlet
- 1,300 in<sup>2</sup> (8,387 cm<sup>2</sup>) aluminum radiator
- Diesel Exhaust Fluid (DEF) 80 litres or 45 litres.

## ELECTRICAL

- Alternator, 12 volt Leece-Neville, 185 Amp brushless
- Batteries
  - 2 x 12 Volt batteries
  - 3 x 12 Volt AGM batteries
- Battery Box location depends on option combination
  - Mounted between the rails
  - Single outward box LHS frame mounted under cab

## CLUTCH

- Eaton 14" or 15 1/2" twin ceramic disc clutch
  - Advantage manual adjusting
  - Advantage self adjusting

## TRANSMISSION

- To suit engine torque and GCM requirements.
  - Eaton Manual, UltraShift Plus
  - Allison 3000 RDS & 4500 RDS

## FRONT AXLE / SUSPENSION / STEERING

- Packages
  - Daimler Steer Axle DA-F 16.0-5 6.5 tonne package
  - Meritor, MFS16-122A axle (capacity 7,258 kg) with 16K parabolic taper leaf springs (capacity 7,258 kg) and TRW THP60 + RCH45 power steering boxes (capacity 7,350 kg)
  - Meritor, FG941 axle (capacity 6,624 kg) with 14K parabolic taper leaf springs (capacity 6,620 kg) and TRW THP60 power steering box (capacity 6,350 kg) 6.35 tonne
  - Meritor twin steer, MFS14 axle (capacity 13,245 kg) with 14K parabolic taper leaf springs (capacity

6,620 kg) and TRW THP60 & RCH60 power steering box

## REAR AXLE

- Meritor
  - RS23- 186 for 4x2
  - MT40-14XG
  - MT40-14XGP
  - RT40-145GA
  - RT46-160GP
- Driver Controlled Differential Locks (DCDL)
- Meritor Steelite X30 brake drums
- ConMet Pre-Set Plus aluminum rear hubs

## REAR SUSPENSION

- Suspension
  - Freightliner AirLiner™ 23K, 4x2 Air Bag
  - Freightliner AirLiner™ 40K, Air Bag
  - Freightliner AirLiner™ 46K, Air Bag
  - Freightliner TufTrac™ 40K, steel spring
  - Freightliner TufTrac™ 46K, steel spring
- Hendrickson HLM-2 lazy pusher axle suspension
- Dual leveling valves

## DRIVELINE

- Driveline
  - Meritor RPL 25SD with RPL20 inter axle
  - Meritor MXL 176T with 17T inter axle
  - Meritor MXL 18T with 17T inter axle

## BRAKES

- Brakes
  - Meritor S Cam brakes with auto slack adjusters
  - Bendix Disc brake, available only with 6x4 and 4x2 package.
- Traction Control
- Wabco ABS anti-lock brake
- Roll Stability Control
  - Prime Mover
  - Agitator Spec

## CHASSIS

- Frame section
  - 8.7 x 88.9 x 258.8 mm
  - 8.7 x 88.9 x 277.8 mm
  - 11.1 x 90.49 x 282.6 mm
- Frame insert
  - 6.35 mm C-channel partial or full length insert
- End of frame
  - Rigid truck with 1,650 mm square end rear overhang
  - Prime movers are tapered with 1,425 mm rear overhang
- Wheelbases available up to 7,000 mm
- Yield strength 827 MPa with Huckspin frame fasteners
- Tow hooks
- 87 db to 112 db self adjusting reverse alarm

## FUPD – ADR84/00 Compliant

- Front Underrun Protection Device (FUPD)

Your authorised Freightliner manufacturer is:

[www.freightliner.com.au](http://www.freightliner.com.au)

Daimler Trucks, a division of Mercedes-Benz Australia/Pacific Pty Ltd, ABN 23 004 411 410.  
 44 Lexia Place (PO Box 4214) Mulgrave, Victoria 3170. Telephone: (03) 9566 9266 Facsimilie: (03) 9562 6282. FLS052.



**KEY**

- Feature with selectable options listed
- Feature Common to all variants

**FUEL TANKS**

- Tanks - 25" diameter
- Fuel tanks from 227 litres
- Hydraulic oil tanks / split hydraulic - fuel tanks

**TYRES**

- Steer
  - Michelin X Multiway 3D XZE 295/80R22.5
  - Michelin X Multi Z 11R22.5
  - Michelin XZA Energy 315/80R22.5 Drive
  - Michelin XZE2+ 275/70R22.5
- Drive
  - Michelin X Multiway 3D 11R22.5
  - Michelin XZE2+ 275/70R22.5
  - Michelin XDE M/S 11R22.5
  - Michelin X Multi Z 11R22.5

**WHEELS**

- Steer and Drive
  - 8.25" x 22.5" Alcoa disc
  - 8.25" x 22.5" Alcoa Ultra disc (steer only)
  - 9.00" x 22.5 Alcoa Ultra disc (steer only)
  - 8.25" x 22.5" Accuride Steel Disc

**CAB FEATURES - INTERIOR**

- Flat floor throughout cab
- Air adjustable tilt and telescopic steering column
- 455 mm VIP Charcoal grey steering wheel
- Drift woodgrain with black instrument bezels
- Cruise control
- AM/FM radio preparation kit with speakers
- Delphi AM/FM with CD player and bluetooth
- Interior trim
- Cloth

- Vinyl
- Seats
  - XTREME HD seat with 3 point integrated belts, high back air-suspension driver and fixed passenger seat with lumbar support, seat cushion tilt/length control
  - Premium high back air-suspension driver and passenger seat with lumbar support, seat cushion tilt/length control, B-pillar mounted seat belts

**INSTRUMENTS**

- ICU4 Driver Message Centre
- Low air pressure warning light and buzzer
- Primary / secondary air pressure gauges
- Tandem rear axle temperature gauges
- Electric engine coolant temperature gauge
- Engine oil temperature and pressure gauges
- Transmission oil temperature gauge Voltmeter
- Analogue clock (Optional)
- Two extra switches with indicator lights wired to back of cabin

**CAB FEATURES - EXTERIOR**

- Lightweight aluminum construction cab with Henrob self piercing rivets, which exceeds stringent European ECE-R29 crash- worthiness standard
- Two piece curved windscreen sloped at an optimal angle of 24°
- Electric wipers with delay and 8 litre windshield washer reservoir
- Aerodynamic mirrors are electronically adjustable and heated with spotter mirrors and passenger down-view mirror
- Dual Air horns with lanyard Power
- Electric windows
- Aerodynamic Equipment to suit all applications

**PAINT**

- Customer options available
- Note:- Special colours require additional lead time.*

**GVM / GCM**

GVM / GCM	GVM (kg)	Optional GCM (kg)
6 x 4 Mixer	24,000	28,400
8x4 Mixer	28,500	28,500
10 x 4 Mixer	34,000	38,400
4x2 Prime Mover	16,000	40,000
6x4 Prime Mover	24,000	40,000

GVM / GCM ratings are for standard equipment only in on-highway operation. GVM / GCM ratings may vary depending on individual vehicle specifications. Off-highway operations and higher GCMs are available with approved TAD.

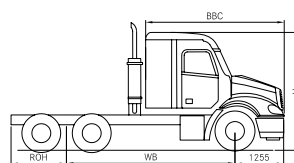
**DIMENSIONS CL112**

Cab type	BBC (mm)	OA Height*
Day Cab	2,896	2,903
34" Sleeper	3,545	3,123

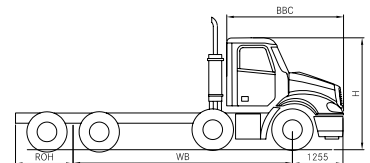
Axle	WB (mm)	OAL
6x4 Rigid	4,900	7,805
8x4 Rigid	5,450	8,355
10x4 Rigid	6,525	9,380
6x4 Day Cab Prime Mover	4,350	7,030
6x4 34" Sleeper Prime Mover	4,800	7,480

\* For 258.8 mm rail, 11R22.5 tyres and Freightliner AirLiner 46K, excludes aerodynamic equipment.  
 Note maximum fording depth is the lowest of the following:- the lowest point of the horizontal ATD, the outlet for the horizontal exhaust or the centre line of the steer axle hub.

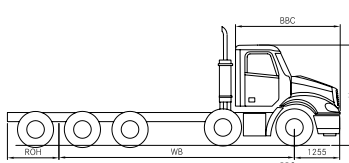
**6X4 34" SLEEPER**



**8X4 DAY CAB**



**10X4 DAY CAB**



**6X4 DAY CAB**

