



CORONADO SD 122.

KEY

- Feature with selectable options listed
- Feature Common to all variants

CONFIGURATION

- **Truck and Trailer Package:**
Air lines to end of frame and electrics to rear of cab
Battery box single outboard LHS frame mounted
Painted fixed rear mudflap brackets
- **Prime Mover Package:**
Fifth wheel mounting angles
Air lines and electrics to BOC
Rear of cab exterior grab handles with rubber inserts
Stainless steel sprung rear mudflap brackets

CABINS / SLEEPERS

- Coronado 122, 6x4, set back front axle
- Day Cab
- 34" Mid roof sleeper cab
- 48" Mid roof sleeper cab
- 58" XT roof sleeper cab
- 58" Raised roof sleeper cab

ENGINE

- Detroit Diesel DD15. Upgradeable to 560hp with no engine hardware change
- 500 hp (373 kW), 1,850 lb-ft
- 530 hp (395 kW), 1,850 lb-ft
- 560 hp (418 kW), 1,850 lb-ft
- Cummins ISX/Signature Upgradeable to 600 hp with no engine hardware change
- 485 hp (362 kW), 1,850 lb-ft
- 500 hp (373 kW), 1,850 lb-ft
- 525 hp (392 kW), 1,850 lb-ft
- 550 hp (410 kW), 1,850 lb-ft
- 600 hp (448 kW), 1,850 / 2,050
- Exhaust, horizontal After Treatment Device (ATD) and vertical outlet
- 1,700 in² (10,968 cm²) aluminum radiator
- Donaldson PowerCore air filter with dual pre-filters
- Borg Warner Viscous Fan clutch

ELECTRICAL

- Alternator, 12 volt Leece-Neville, 185 Amp brushless
- Battery Box location depends on option combinations
- Mounted between the rails
- Single outboard box LHS frame mounted under cab
- 4 x 12 Volt AGM batteries (2,920 CCA)

CLUTCH

- Eaton 15 ½" twin ceramic disc clutch
- Advantage manual adjusting
- Advantage self adjusting
- Aluminum clutch housing

TRANSMISSION

- To suit engine and GCMs
- Eaton Manual
- Eaton UltraShift with SmartShift™ paddle

FRONT AXLE / SUSPENSION / STEERING

- Packages
- 6.5 tonne Daimler Steer Axle DA-F 16.0-5 (capacity 7,258 kg) with 16K parabolic taper leaf springs (capacity 7,258 kg) and TRW THP60 + RCH45 power steering boxes (capacity 7,350 kg)"
- 6.5 tonne - Meritor, MFS16-122A axle (capacity 7,258 kg) with 16K parabolic taper leaf springs (capacity 7,258 kg) and TRW THP60 + RCH45 power steering boxes (capacity 7,350 kg)
- 6.35 tonne - Meritor, FG941 axle (capacity 6,624 kg) with 14K parabolic taper leaf springs (capacity 6,620 kg) and TRW THP60 power steering box (capacity 6,350 kg)

REAR AXLE

- Meritor, Max GCM[^]
- RT46-160GP, 106 tonne
- RT50-160GP, 131 tonne
- RT52-185GP, 140 tonne
- RT52-380GP, 155 tonne
- Driver Controlled Differential Locks (DCDL)
- Meritor Steelite X30 brake drums
- ConMet Pre-Set aluminum rear hubs

REAR SUSPENSION

- Suspension, Max GCM
- Freightliner AirLiner™ 46K, Air Bag, 106 tonne
- Hendrickson PRIMAAX™ EX 460, Air Bag, 140 tonne
- Freightliner TufTrac™ 46K, steel spring, 140 tonne
- Neway AD-246, Air Bag, 140 tonne
- Dual leveling valves

DRIVELINE

- Meritor RPL 25SD with RPL20 inter axle Drive Shafts

BRAKES

- Brakes
- Meritor S Cam brakes with auto slack adjusters
- Bendix disc brake
- Traction Control with or without Roll Stability Control
- Wabco ABS anti-lock brake

CHASSIS

- Frame section
- 8.7 x 88.9 x 258.8 mm
- 8.7 x 88.9 x 277.8 mm
- 11.1 x 90.5 x 282.6 mm
- Frame insert
- 6.35 mm C-channel partial or full length insert
- End of frame
- Prime movers are tapered with 1,425 mm rear overhang
- Trucks straight with 1,650 mm rear overhang
- Wheelbases available up to 7.0 metres
- Yield strength 827 MPa with Huckspin frame fasteners
- Tow hooks
- 87 db to 112 db self adjusting backup alarm

FUPD – ADR84/00 Compliant

- Front Underrun Protection Device (FUPD)

FUEL TANKS

- Tanks - 25" diameter
- Fuel tanks from 227 litres
- Hydraulic oil tanks / split hydraulic - fuel tanks

TYRES

- Steer
- Michelin X Multiway 3D XZE 295/80R22.5
- Michelin XZA2 Energy 315/80R22.5
- Drive
- Michelin X Multi D 11R22.5
- Michelin XDE M/S 11R22.5

To speak to your nearest authorised Freightliner dealer call 1300 323 722 or visit www.freightliner.com.au.
au Freightliner is a registered trademark of Daimler Trucks North America LLC. Information in this brochure was correct as at June 2017. Vehicle as shown includes options and accessories available at additional cost to standard specifications.

FREIGHTLINER Finance

With Freightliner Finance, it's easy to step into a Freightliner today.

Your authorised Freightliner Dealer is:

www.freightliner.com.au

Daimler Trucks, a division of Mercedes-Benz Australia/Pacific Pty Ltd, ABN 23 004 411 410.
 44 Lexia Place (PO Box 4214) Mulgrave, Victoria 3170. Telephone: (03) 9566 9266 Facsimilie: (03) 9562 6282. FLS053.



KEY

- Feature with selectable options listed
- Feature Common to all variants

WHEELS

- Steer and Drive
 - 8.25" x 22.5" Alcoa disc,
 - 9.00" x 22.5" Alcoa disc, (steer only)
 - 8.25" x 22.5" Alcoa Dura-Bright disc
 - 12.25" x 22.5" Alcoa Aluminum 285mm PCD
 - 8.25" x 22.5" Steel 285 mm PCD

CAB FEATURES - INTERIOR

- Flat floor throughout cab and sleeper area
- Air adjustable tilt and telescopic steering column
- 455 mm VIP chrome and leather wrapped steering wheel
- Sleeper cab privacy curtains for all windows
- Burl woodgrain with bright finish instrument bezels
- Cruise control
- Radio preparation kit
- Air Conditioning
- Seats
 - Xtreme HD seat with 3 point integrated belts, high back air-suspension driver and fixed passenger seat with lumbar support, seat cushion tilt/length control
 - Premium high back air-suspension driver and passenger seat with lumbar support, seat cushion tilt/length control, B-pillar mounted seat belts

INSTRUMENTS

- ICU4M Driver Message Centre (DMC) with 2x20 display, keypad and ivory face gauges
- Low air pressure warning light and buzzer
- Primary / secondary brake circuit air pressure gauges
- Tandem rear axle temperature gauges
- Electric engine coolant temperature gauge
- Engine oil temperature and pressure gauges
- Transmission oil temperature gauge
- Voltmeter
- Analogue clock
- Two extra switches with wiring to back of cabin

CAB FEATURES - EXTERIOR

- Lightweight aluminum construction cab with Henrob self piercing rivets, which exceeds stringent European ECE-R29 crash-worthiness standard
- Two piece curved sloped at an optimal angle of 24°
- Electric wipers with delay & 8 litre windshield washer reservoir
- Aerodynamic bright mirrors are electronically adjustable and heated with spotter mirrors and passenger down-view mirror
- Dual Air horns with lanyard
- Electric windows & door locks
- AM/FM/WB/CB antenna - dual mirror mounted

- Aerodynamic equipment to suit all applications

PAINT

- Customer options available
- Note:- Special colours require additional lead time.

GVM / GCM

GVM / GCM	GVM (kg)	Standard GCM (kg)	
6 x 4	26,000	80,000 (B-Double)	106,000 (R-Train)

GVM / GCM ratings are for standard equipment only in on-highway operation. GVM / GCM ratings may vary depending on individual vehicle specifications. Off-highway operations and higher GCMs are available with approved TAD.

TARE WEIGHT

WB (mm)	Front (kg)	Rear (kg)	Total (kg)
4,400	4,543	3,493	8,036

Tare weight is for the standard vehicle and includes all fluids, less fuel, less driver and passenger. Tare weights are calculated and subject to variation. For further details regarding the weight options please discuss with your authorised Freightliner dealer.

DIMENSIONS CORONADO SD

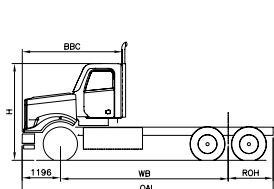
Cab type	BBC (mm)	OA Cab Height Unladen (mm)*
Day Cab	3,136	2,981
34" Sleeper	3,786	3,195
48" Sleeper	4,136	3,195
58" XT sleeper	4,386	3,496
58" RR sleeper	4,386	4,064

Cab Type FOH 1,196 mm	WB (mm)	OA Length (mm)
Day Cab	4,400	7,021
34" Sleeper	5,000	7,621
48" Sleeper	5,450	8,071
58" Sleeper	5,600	8,221

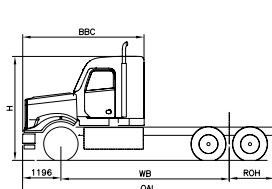
* For 277.8 mm rail, 11R22.5 tyres and Freightliner AirLiner 46K, excludes aerodynamic equipment.

Note the maximum fording depth is the lowest of the following:- the lowest point of the ATD, the outlet for the horizontal exhaust or the centre line of the steer axle hub.

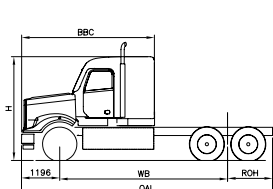
6X4 DAY CAB



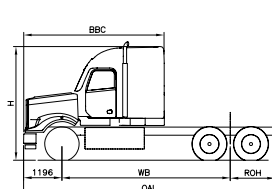
6X4 34" SLEEPER CAB



6X4 48" SLEEPER CAB



6X4 58" XT SLEEPER



6X4 58" RR SLEEPER

